



HIGH HEAT
FIBER



HIGH POWER

ellen
wille
THE HAIR YOU LOVE

HIGH POWER

BY HAIRPOWER

High class – high quality – high power. Höchste Qualitätsansprüche treffen auf topaktuelle Hair-designs. Jedes Modell dieser Collection besteht aus hitzebeständigen High-Heat-Fasern unserer hochmodernen, pflegeleichten Synthetikfaser, die sich nach eigenen Vorstellungen flexibel stylen lässt. Der Katalog steckt voll inspirierender Beispiele von Stylings und einer Auswahl atemberaubender Farb-Trends. Entdecken Sie die unbegrenzten Möglichkeiten von high power!

High Class – high quality- high power. Highest quality standard meets the latest trends in hair-design. Each style of this collection is made in heat resistant high heat fibre, our ultra modern, easy maintenance synthetic fibre, that you can flexibly style and change into your own hair ideas. This catalogue is full of inspiring examples, different stylings and a stunning selection of colours. Discover the unlimited possibilities of High-Power!

Clase alta – alta calidad – high power. Los más altos estándares de calidad se complementan con los diseños de cabello vanguardistas. Cada modelo de esta colección consta de fibras resistentes al calor, nuestras fibras sintéticas de última generación son fáciles de cuidar, y te permiten peinar de forma creativa según tus propias ideas. El catálogo está repleto de inspiradores ejemplos de peinados y una selección de impresionantes tendencias de color. ¡Descubre las posibilidades ilimitadas de high power!

High Class – high quality – high power. Quand la qualité se conjugue avec technologie et tendance mode ! Tous les modèles de cette collection en fibre de synthèse High Heat résistante à la chaleur sont faciles à entretenir et vous permettent une coiffure au goût du jour. Le catalogue présente de nombreux exemples de coiffures et propose un large éventail de magnifiques couleurs très tendances. Découvrez les possibilités illimitées de High Power !

High class – high quality – high power. I massimi standard di qualità incontrano i look piú attuali. Ogni modello di questa collezione è realizzato in fibra High-Heat resistente al calore, la nostra fibra sintetica ultramoderna e di facile manutenzione che può essere modellata in modo flessibile in base al proprio gusto. Il catalogo è ricco di esempi di styling e di una selezione di splendide tonalità. Scopra le illimitate possibilità di questa linea!





sound

mono part



espresso mix, plumbrown rooted,
chocolate rooted, **tobacco rooted**,
sahara beige rooted, champagne rooted,
lightchampagne rooted,
metallicblonde rooted,
auburn rooted

04



tobacco rooted

05



STYLING
STRAIGHT




sound



lightchampagne rooted



tobacco rooted



STYLING
CRIMPED

☆☆
cher



espresso mix, darkchocolate mix,
mocca rooted, lightbernstein rooted,
sandmulti rooted, sandyblonde rooted,
pearlblonde rooted, champagne mix,
pastelblonde rooted,
platinblonde rooted,
aubergine mix



cher

aubergine mix





cher

pastelblonde rooted



pastelblonde rooted





HIGH HEAT
FIBER

HIGH POWER





cherryred rooted



salt/pepper rooted



sandyblonde rooted

☆☆DD yoko



espresso mix, darkchocolate mix,
chocolate rooted, mocca rooted,
darksand rooted, **sandyblonde rooted**,
champagne rooted, platinblonde rooted,
aubergine mix, cherryred rooted,
salt/pepper rooted, snow mix,
white mix



HI
HEAT
HIGH HEAT
FIBER

HIGH POWER

scala in champagne rooted

☆☆☆D
scala
 mono part



snow mix

- espresso mix,
- darkchocolate mix,
- chocolate rooted,
- lightbernstein rooted,**
- sandyblonde rooted,
- champagne rooted,
- pearl rooted,
- snow mix**

lightbernstein rooted



champagne rooted



★★★★★
time
comfort

coffebrown rooted,
chocolate mix,
mocca rooted, darksand rooted,
sandyblonde rooted,
pearlblonde rooted,
salt/pepper mix, stonegrey mix,
silver mix



pearlblonde rooted



darksand rooted



silver mix



stonegrey rooted

espresso mix, darkchocolate mix,
chocolate rooted, tobacco rooted,
sahara beige rooted, **sandyblonde rooted,**
pearlblonde rooted, auburn rooted,
stonegrey rooted



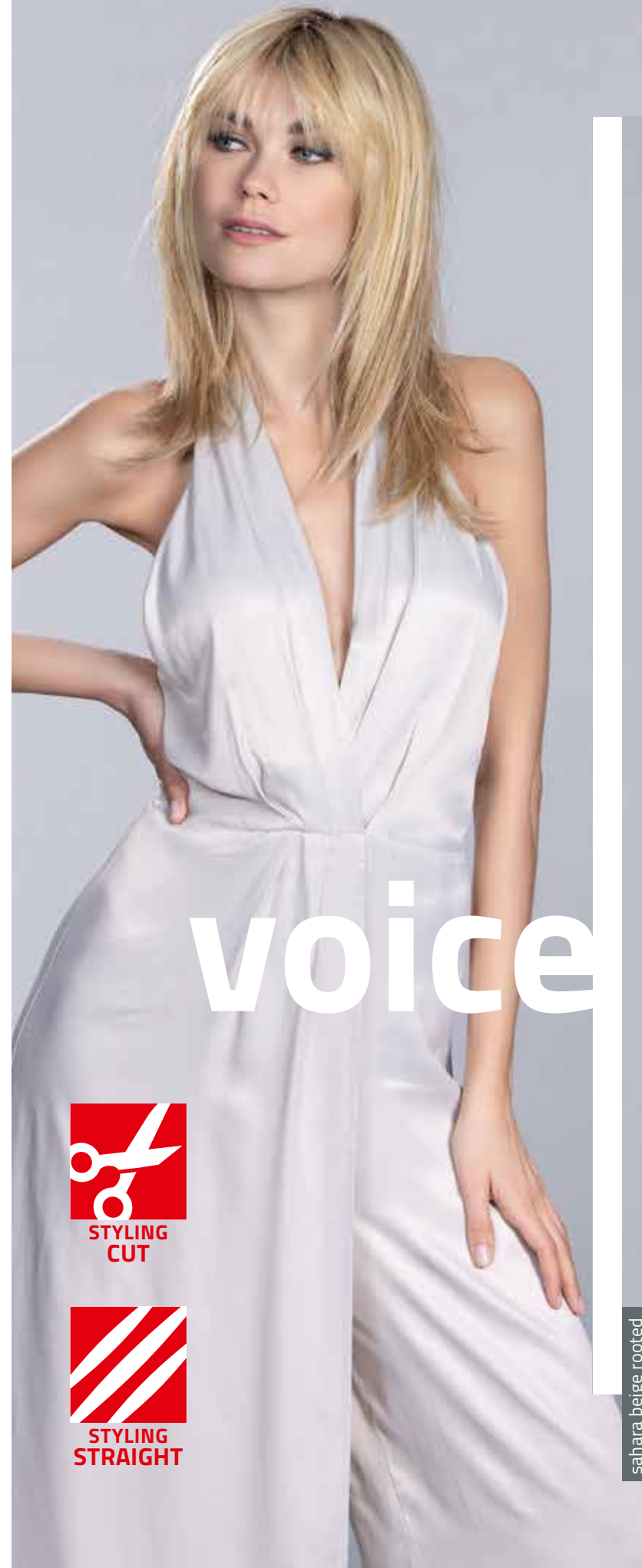
sandyblonde rooted

★★★★★
voice
mono





stonegrey rooted



voice



sahara beige rooted

★★★★D
voice
mono large



espresso mix,
darkchocolate mix,
chocolate rooted,
lightbernstein rooted,
sahara beige rooted,
sandyblonde rooted,
pearlblonde rooted



★★★★★
melody
mono

espresso mix, darkchocolate mix,
chocolate rooted, mocca rooted,
lightbernstein rooted,
sahara beige rooted, champagne rooted,
darkauburn rooted, stonegrey rooted,
snow mix



snow mix



mocca rooted



sahara beige rooted



melody

mono large



espresso mix,
chocolate rooted,
lightbernstein rooted,
sahara beige rooted,
champagne rooted,
darkauburn rooted,
stonegrey rooted





HIGH HEAT
FIBER

HIGH POWER



☆☆☆
relax

espresso mix, darkchocolate mix,
chocolate rooted, tobacco rooted,
sandmulti rooted, sandyblonde rooted,
champagne rooted, **metallicblonde rooted,**
blackcherry mix, auburn rooted,
pepper mix, snow mix



pepper mix



blackcherry mix



relax

large



darkchocolate mix,
chocolate rooted,
tobacco rooted,
sandmulti rooted,
champagne rooted,
metallicblonde rooted,
snow mix





★★★★D
vita
mono part




espresso mix, darkchocolate mix,
coffeebrown rooted, chocolate rooted,
lightbernstein rooted,
sahara beige rooted, **pearlblonde rooted,**
pastelblonde rooted



vita

sahara beige rooted





★★★D

en vogue

black, espresso mix,
darkchocolate mix,
chocolate rooted,
lightbernstein rooted,
sandyblonde rooted,
pearlblonde rooted,
lightchampagne rooted,
metallicblonde rooted,
auburn rooted



chocolate rooted



metallicblonde rooted



lightchampagne rooted



lightbernstein rooted



HIGH HEAT
FIBER

HIGH POWER



★★★★

heaven

mono part

espresso rooted,
darkchocolate rooted,
chocolate rooted, hot hazelnut rooted,
mocca rooted, sandyblonde rooted,
pearlblonde rooted, pastelblonde rooted,
salt/pepper mix






pearl blonde rooted





espresso mix,
darkchocolate mix,
chocolate rooted,
cinnamonbrown rooted,
lightbernstein rooted,
sandyblonde rooted,
champagne rooted,
metallicblonde rooted



★★★★★
music
comfort



music

metallicblonde rooted




sandyblonde rooted



☆☆☆^D
look



STYLING
EASY



black, espresso mix,
chocolate rooted,
nougat lighted,
lightbernstein rooted,
sandyblonde rooted,
champagne rooted,
aubergine mix

styling wavy



1

- DE** Das Haar anfeuchten und mit Anti Static Spray einsprühen.
- EN** Dampen the hair and spray with Anti Static Spray.
- FR** Après avoir mouillé les cheveux, les vaporiser de spray anti-statique.
- IT** Inumidire i capelli e spruzzarci l'Anti Static Spray.
- ES** Humedece el cabello y rocía con el Anti Static Spray.



2

- DE** Einzelne Strähnen in Passés abteilen.
- EN** Separate the hair into individual strands.
- FR** Diviser les cheveux en mèches.
- IT** Dividere i capelli in ciocche.
- ES** Separa las mechas individualmente.



3

- DE** Mit dem auf 130° Celsius erhitzten Lockenstab im feuchten Haar von oben nach unten arbeiten.
- EN** Using the curling iron heated to 130° Celsius, work through the damp hair from top to bottom.
- FR** Sur cheveux mouillés, appliquer le fer à boucler à 130° de la racine jusqu'aux pointes.
- IT** Utilizzare un arricciacapelli alla temperatura massima di 130° Celsius sui capelli bagnati, lavorando da sopra a sotto.
- ES** Trabaja el cabello húmedo de arriba a abajo con el rizador a 130° Celsius.



4

- DE** Das gewellte Haar trocknen und auskühlen lassen.
- EN** Let the curled hair dry and cool.
- FR** Laisser sécher et refroidir la chevelure à l'air libre.
- IT** Lasciar asciugare e raffreddare.
- ES** Deja secar el cabello rizado y enfriar.



styling crimped



1

- DE** Das High-Heat-Hair anfeuchten.
- EN** Dampen the heat friendly hair.
- FR** Mouiller les cheveux.
- IT** Inumidire i capelli.
- ES** Humedece el cabello resistente al calor.



2

- DE** Mit Anti Static Spray einsprühen und gleichmäßig abteilen.
- EN** Spray with Anti Static Spray and section evenly.
- FR** Les vaporiser de spray anti-statique et les diviser en mèches régulières.
- IT** Spruzzarci l'Anti Static Spray in modo omogeneo.
- ES** Rocía con el Anti Static Spray y secciona uniformemente.



3

- DE** Das Kreppeisen auf 130° Celsius etwa 3-5 Sekunden lang im feuchten Haar anwenden.
- EN** Apply the crimping iron to damp hair at 130° Celsius for about 3-5 seconds.
- FR** Sur cheveux mouillés, appliquer le fer à gaufrer à 130° entre 3 à 5 secondes.
- IT** Regolare il ferro alla temperatura di 130° Celsius, lasciando in posa per 3-5 secondi sui capelli umidi.
- ES** Calienta la plancha encrespadora a 130° Celsius y trabaja a lo largo del cabello húmedo durante unos 3-5 segundos.



4

- DE** Die gekreppte Perücke trocknen und auskühlen lassen.
- EN** Let the crimped wig dry and cool.
- FR** Laisser sécher et refroidir les cheveux transformés.
- IT** Lasciar asciugare e raffreddare la parrucca.
- ES** Deja secar la peluca encrespada y enfriar.



styling straight



1

- DE** Feuchten Sie das Haar an und sprühen Sie es mit Anti Static Spray ein.
- EN** Dampen the hair and spray with Anti Static Spray.
- FR** Vaporiser les cheveux de spray anti-statique après les avoir mouillés.
- IT** Inumidire i capelli e spruzzarci l'Anti Static Spray.
- ES** Humedece el cabello y rocía con el Anti Static Spray.



2

- DE** Teilen Sie das Haar passéweise ab.
- EN** Part the hair into sections.
- FR** Diviser les cheveux en mèches.
- IT** Dividere i capelli in ciocche.
- ES** Separa el cabello en mechas.




3

- DE** Glätten Sie das abgeteilte Haar im feuchten Zustand mit einem Glätteisen bei maximal 130° Celsius.
- EN** Straighten each section while damp with a straightening iron heated to 130° Celsius maximum.
- FR** Sur cheveux encore mouillés, appliquer le lisseur à 130°.
- IT** Lisciare i capelli da bagnati utilizzando una piastra allatemperatura massima di 130° Celsius.
- ES** Alisa el cabello húmedo seleccionado con una plancha máximo a 130° Celsius.



4

- DE** Lassen Sie das Haar anschließend trocknen und auskühlen.
- EN** Let the wig dry and cool.
- FR** Laisser les cheveux sécher et refroidir.
- IT** Infine lasciar asciugare e raffreddare.
- ES** Déjalo secar y enfriar.



styling guide



STYLING
WAVY

- DE** Arbeiten Sie einzelne Strähnen mit einem temperaturregulierbaren Lockenstab bei 130° Celsius in das feuchte Haar (Anti Static Spray) ein. Das Styling ist nach dem Auskühlen und Trocknen permanent.
- EN** Part single strands of hair and work with a curler heated to 130° C into the wet hair. After the hair is dry and cooled down the styling is permanent.
- FR** Travaillez quelques mèches avec un fer à boucler thermorégulateur à 130° après avoir vaporisé la chevelure humide avec le Spray antistatique. Le coiffage reste de façon permanente même après le séchage.
- IT** Bagnare la parrucca e spruzzarci l'Anti Static Spray. Lavorare ogni singola ciocca con un ferro regolabile alla temperatura massima di 130° Celsius. Lasciare raffreddare e asciugare. La piega si manterrà anche dopo i lavaggi.
- ES** Trabaja mechones individuales en el cabello húmedo con un rizador de temperatura ajustable a 130° Celsius (con el Anti Static spray). El peinado se queda permanente después de que se haya secado y enfriado.




STYLING
CURLY

- DE** Drehen Sie das Haar in feuchtem Zustand (Anti Static Spray) mit einem temperaturregulierbaren Lockenstab bei 130° Celsius ein. Die Curls sind nach dem Auskühlen und Trocknen permanent.
- EN** Curl the damp hair (anti static spray) with a temperature-adjustable curling iron at 130° C. The curls are permanent after the hair is dry and cooled down.
- FR** Travaillez le cheveu humide avec un fer à boucler thermorégulateur à 130° après l'avoir vaporisé avec le Spray antistatique. Les boucles restent de façon permanente après le séchage.
- IT** Bagnare la parrucca e spruzzarci l'Anti Static Spray. Arricciare i capelli con un ferro regolabile alla temperatura massima di 130° Celsius. Lasciare raffreddare e asciugare. La piega si manterrà anche dopo i lavaggi.
- ES** Riza el cabello húmedo (con el Anti Static spray) con un rizador de temperatura regulable a 130° Celsius. Los rizos se quedan permanentes después de que se hayan secado y enfriado.



STYLING
STRAIGHT

- DE** Teilen Sie das Haar passéweise ab. Glätten Sie die einzelnen Partien im feuchten Zustand (Anti Static Spray) bei 130° Celsius mit einem Glätteisen. Der neue Look ist nach dem Auskühlen und Trocknen permanent.
- EN** Separate the hair into individual strands. Straighten each section whilst damp (anti static spray) with a straightner heated to 130° C. The styling is permanent, after the hair is dry and cooled down.
- FR** Séparez la chevelure mèche par mèche. Lissez les mèches de cheveux encore mouillées avec un fer à lisser à 130° après les avoir vaporisées avec le spray antistatique. Le nouveau coiffage reste de façon permanente après le séchage.
- IT** Bagnare la parrucca e spruzzarci l'Anti Static Spray. Dividere i capelli in ciocche e piastrarli con una piastra regolabile alla temperatura massima di 130° Celsius. Lasciare raffreddare e asciugare. La piega si manterrà anche dopo i lavaggi.
- ES** Secciona el cabello en partes. Alisa las partes individuales mientras están húmedas (con el Anti Static spray) a 130° Celsius con una plancha alisadora. El acabado se queda permanente después de que se haya secado y enfriado.



STYLING
CRIMPED

- DE** Das Kreppeisen bei 130° Celsius etwa 3-5 Sekunden lang im feuchten Haar (Anti Static Spray) anwenden. Das Styling ist nach dem Auskühlen und Trocknen permanent.
- EN** Use an adjustable crimping iron heated to 130° C approx. 3-5 seconds on wet hair (anti static spray). The styling is permanent after the hair is dry and cooled down.
- FR** Appliquez le fer à gaufrer à 130° pendant 3 à 5 secondes sur la chevelure humide après l'avoir vaporisée avec le spray antistatique. Le Styling reste de façon permanente après le séchage.
- IT** Bagnare la parrucca e spruzzarci l'Anti Static Spray. Utilizzare un ferro per frisè regolabile alla temperatura massima di 130° Celsius per 3-5 secondi. Lasciare raffreddare e asciugare. La piega si manterrà anche dopo i lavaggi.
- ES** Aplica la plancha encrespadora sobre el cabello húmedo (con el Anti Static Spray) a 130° Celsius durante unos 3-5 segundos. El acabado se queda permanente después de que se haya secado y enfriado.



STYLING
EASY

- DE** Frisieren Sie das Haar mit einem Kamm, einer Bürste oder den Händen. Vielfältige Styling-Möglichkeiten ergeben sich auch aus unseren Expert-Care-Produkten wie Haarspray, Styling Gel oder Styling Mousse.
- EN** Style the hair with a comb, brush or hands. Our expert care products, such as hairspray, styling gel or styling mousse offer a wide range of styling options.
- FR** Coiffez la chevelure avec un peigne, une brosse ou à la main. Grâce à nos produits de soins Expert Care comme la laque, le gel ou la mousse styling, de multiples styles de coiffures sont possibles.
- IT** Acconciare i capelli con un pettine, con una spazzola o con le mani. Utilizzare in aggiunta i nostri prodotti Expert Care come lacca, Styling Gel o Styling Mousse.
- ES** Peina el cabello con peine, cepillo o con las manos. Trabajamos productos de cuidado, como los productos Expert Care para el cabello, por ejemplo la laca (Haarspray), el gel para peinar (Styling Gel) o el mousse para peinar (Styling Mousse), que ofrecen una amplia gama de opciones de peinado.



STYLING
CUT

- DE** Lassen Sie den von Ihnen gewünschten Schnitt von einem Frisör oder einer Zweithaarfachkraft vornehmen. Das Haar muß zuvor in die zum Schnitt passende Richtung gebracht werden.
- EN** Visit your hairdresser or wig salon to cut your wig into your desired style. Before cutting, the hair must first be brought in the right direction for the cut.
- FR** Faites couper les cheveux par un coiffeur ou un prothésiste capillaire. Les cheveux doivent être d'abord positionnés dans le sens de la coupe souhaitée.
- IT** Rivolgersi al proprio rivenditore di fiducia per ottenere il taglio desiderato. Prima del taglio, è necessario portare i capelli nella giusta direzione.
- ES** Haz que un peluquero o un profesional de pelucas te haga el corte de pelo que quieras. Primero se debe dejar el cabello en la dirección correcta para el corte.

overview



☆☆ cher

espresso mix, darkchocolate mix, mocca rooted, lightbernstein rooted, sandmulti rooted, sandyblonde rooted, pearlblonde rooted, champagne mix, pastelblonde rooted, platinblonde rooted, aubergine mix

08 - 13



★★★★ melody mono

espresso mix, darkchocolate mix, chocolate rooted, mocca rooted, lightbernstein rooted, sahara beige rooted, champagne rooted, darkauburn rooted, stonegrey rooted, snow mix

30 - 31



☆☆ relax large

darkchocolate mix, chocolate rooted, tobacco rooted, sandmulti rooted, champagne rooted, metallicblonde rooted, snow mix

38 - 39



★★★★ vita mono part

espresso mix, darkchocolate mix, coffeebrown rooted, chocolate rooted, lightbernstein rooted, sahara beige rooted, pearlblonde rooted, pastelblonde rooted

40 - 43



☆☆ D en vogue

black, espresso mix, darkchocolate mix, chocolate rooted, lightbernstein rooted, sandyblonde rooted, pearlblonde rooted, lightchampagne rooted, metallicblonde rooted, auburn rooted

44 - 45



★★★★ melody mono large

espresso mix, chocolate rooted, lightbernstein rooted, sahara beige rooted, champagne rooted, darkauburn rooted, stonegrey rooted

32 - 33



★★★★ scala mono part

espresso mix, darkchocolate mix, chocolate rooted, lightbernstein rooted, sandyblonde rooted, champagne rooted, pearl rooted, snow mix

18 - 21



★★★★ voice mono

espresso mix, darkchocolate mix, chocolate rooted, tobacco rooted, sahara beige rooted, sandyblonde rooted, pearlblonde rooted, auburn rooted, stonegrey rooted

24 - 27



★★★★ heaven mono part

espresso rooted, darkchocolate rooted, chocolate rooted, hot hazelnut rooted, mocca rooted, sandyblonde rooted, pearlblonde rooted, pastelblonde rooted, salt/pepper mix

48 - 51



★★★★ music comfort

espresso mix, darkchocolate mix, chocolate rooted, cinnamonbrown rooted, lightbernstein rooted, sandyblonde rooted, champagne rooted, metallicblonde rooted

52 - 55



★★★ sound mono part

espresso mix, plumbrown rooted, chocolate rooted, tobacco rooted, sahara beige rooted, champagne rooted, lightchampagne rooted, metallicblonde rooted, auburn rooted

04 - 07



★★★★ voice mono large

espresso mix, darkchocolate mix, chocolate rooted, lightbernstein rooted, sahara beige rooted, sandyblonde rooted, pearlblonde rooted

28 - 29



☆☆ D look

black, espresso mix, chocolate rooted, nougat lighted, lightbernstein rooted, sandyblonde rooted, champagne rooted, aubergine mix

56 - 57



☆☆ relax

espresso mix, darkchocolate mix, chocolate rooted, tobacco rooted, sandmulti rooted, sandyblonde rooted, champagne rooted, metallicblonde rooted, blackcherry mix, auburn rooted, pepper mix, snow mix

36 - 37



★★★★ time comfort

coffeebrown rooted, chocolate mix, mocca rooted, darksand rooted, sandyblonde rooted, pearlblonde rooted, salt/pepper mix, stonegrey mix, silver mix

22 - 23



☆☆ yoko

espresso mix, darkchocolate mix, chocolate rooted, mocca rooted, darksand rooted, sandyblonde rooted, champagne rooted, platinblonde rooted, aubergine mix, cherryred rooted, salt/pepper rooted, snow mix, white mix

16 - 17

quality

★★

Wirbel Mono + Tresse
Including mono-crown + wefted
Rond-point en monofilament + tresse
Monofilamento parziale al vortice
Monofilamento en la parte superior de la coronilla

★★★

Scheitel Mono + Tresse
Including mono parting + wefted
Raie en monofilament + tresse
Monofilamento parziale alla riga
Monofilamento en la parte de la raya

★★★★

Monofilament + Tresse
Monofilament + wefted
Monofilament + tresses
Monofilamento annodatura a macchina
Monofilamento + anudada a máquina

★★★★★

100 % handgeknüpft
100 % handmade
100 % fait main
100 % fatta a mano
100 % anudada a mano

D

Filmansatz
Lace front
Bordure invisible
Tulle Cinema
Tul frontal

DD

Erweiterter Filmansatz
Extended Lace front
Bordure invisible extra-longue
Tulle Cinema prolungato
Tul frontal alargado

D

Mini-Filmansatz
Mini lace front
Mini bordure invisible
Mini tulle Cinema
Tul frontal mini

mix

Modische Farbmischung und Strähnung
Fashionable colour blend and high/lowlights
Effet méché dans des coloris tendance
Miscela di tonalità diverse alla moda
Mezcla de colores y mechas de moda

rooted

Natürliche Ansatzfarbgebung
Naturally rooted colours
Effet racine dans un ton plus foncé
Effetto ricrescita: la base delle meche è scura
Raíz naturalmente más oscura



HIGH HEAT
FIBER

colours




black
1.2




espresso
2.4



darkchocolate
4.33



plumbrown
4.33.133




coffeebrown
6.8.4



chocolate
830.27.6



hot hazelnut
30.31.33



cinnamonbrown
33.30.6



nougat
830.6.16



mocca
830.9.20



tobacco
8.27.26



lightberstein
12.26.27



darksand
12.20.9



sandmulti
14.22.12



sahara beige
26.20.25



sandyblonde
16.22.20



pearlblonde
101.20.25



champagne
24.25.20



pastelblonde
25.22.16




lightchampagne
23.25.24




platinblonde
1001.23



metallicblonde
60.101.51




blackcherry
1.131




aubergine
131.133.132



darkauburn
33.130.2



cherryred
133.33



auburn
33.130.4



pepper
39.44



salt/pepper
39.60.44



stonegrey
58.51.56



snow
60.56.58



pearl
101.49.14



silver
60.56



white
61.60

HIGH
POWER